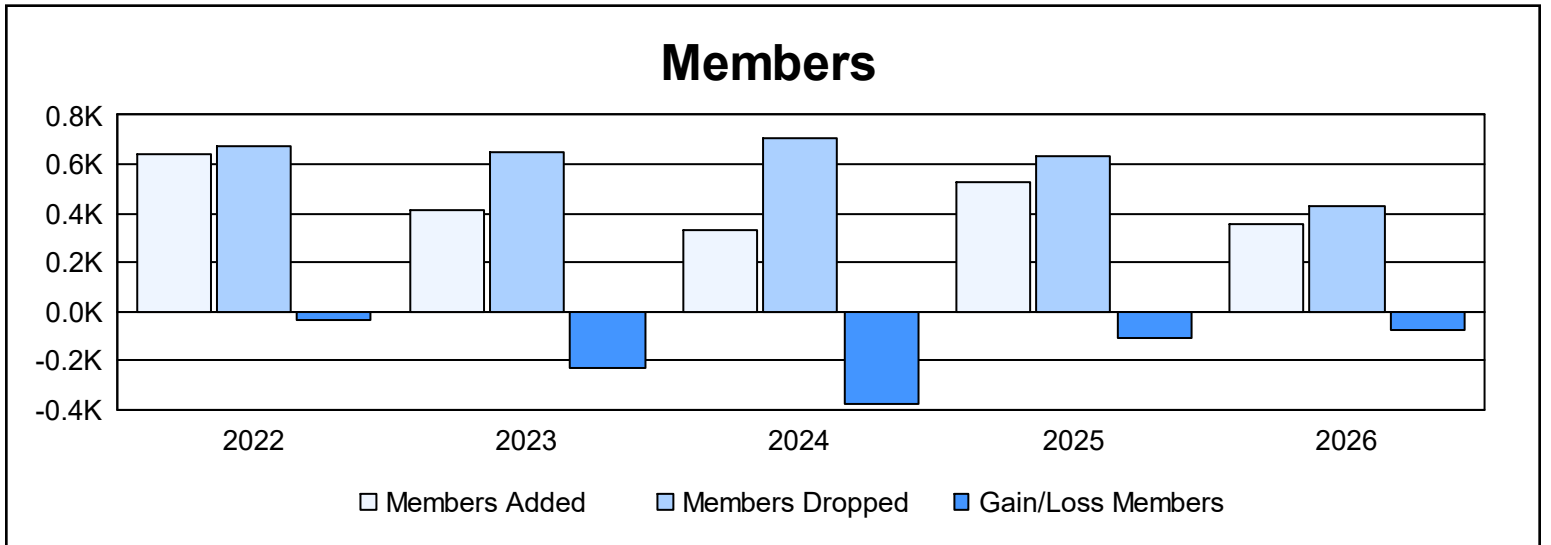
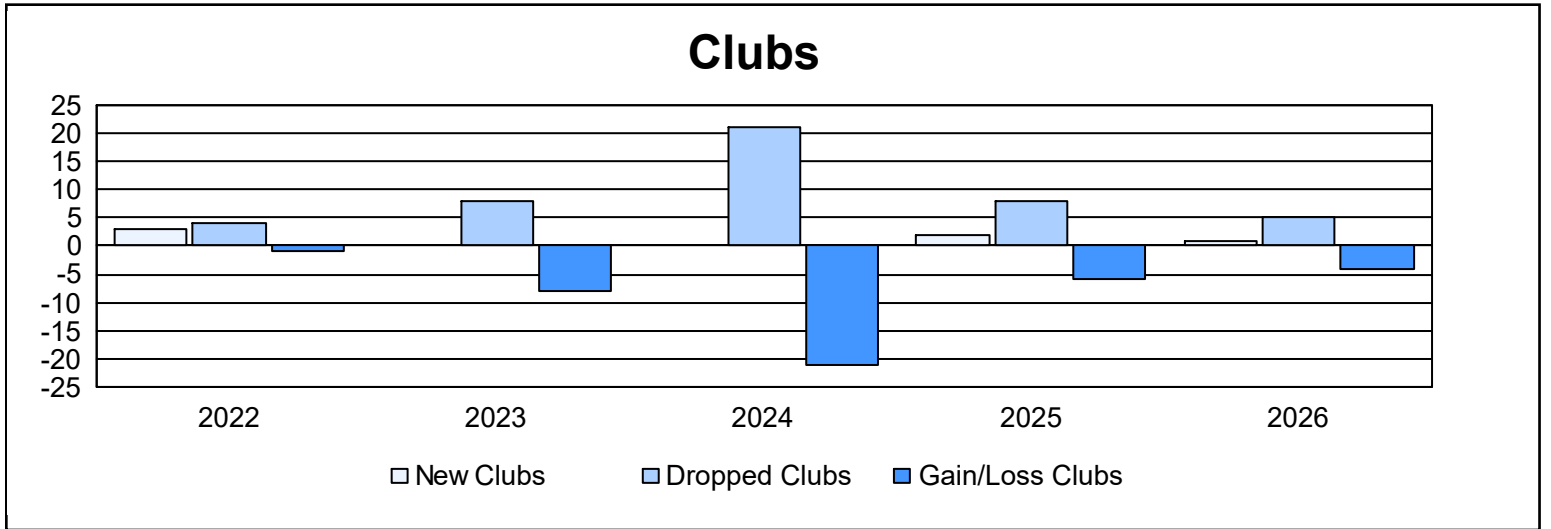


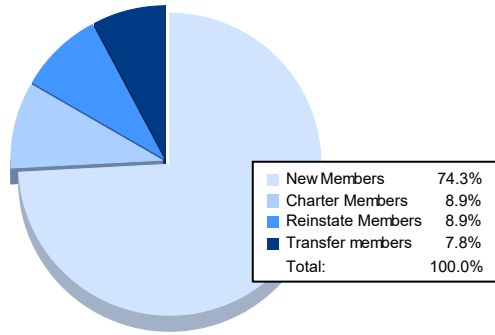
Multiple District 12

As of May 2026 Cumulative

Year	New Clubs	Dropped Clubs	Gain/ Loss Clubs	New Members	Charter Members	Reinstate Members	Transfer Members	Total Member Added	Total Members Dropped	Gain/ Loss Members
2021-2022	3	4	-1	495	98	22	23	638	671	-33
2022-2023	0	8	-8	360	6	28	19	413	645	-232
2023-2024	0	21	-21	291	4	18	17	330	710	-380
2024-2025	2	8	-6	372	44	86	26	528	636	-108
2025-2026	1	5	-4	266	32	32	28	358	430	-72
Average	1	9	-8	357	37	37	23	453	618	-165



Membership Composition May 2026 Cumulative



Gender Composition May 2026 Cumulative

